

# THE BIG PICTURE OF GLOBAL ECONOMICS

GLOBAL CIO WEEKLY BY GARY DUGAN



March 5, 2024

## Sticky Inflation Challenges the Bond Markets

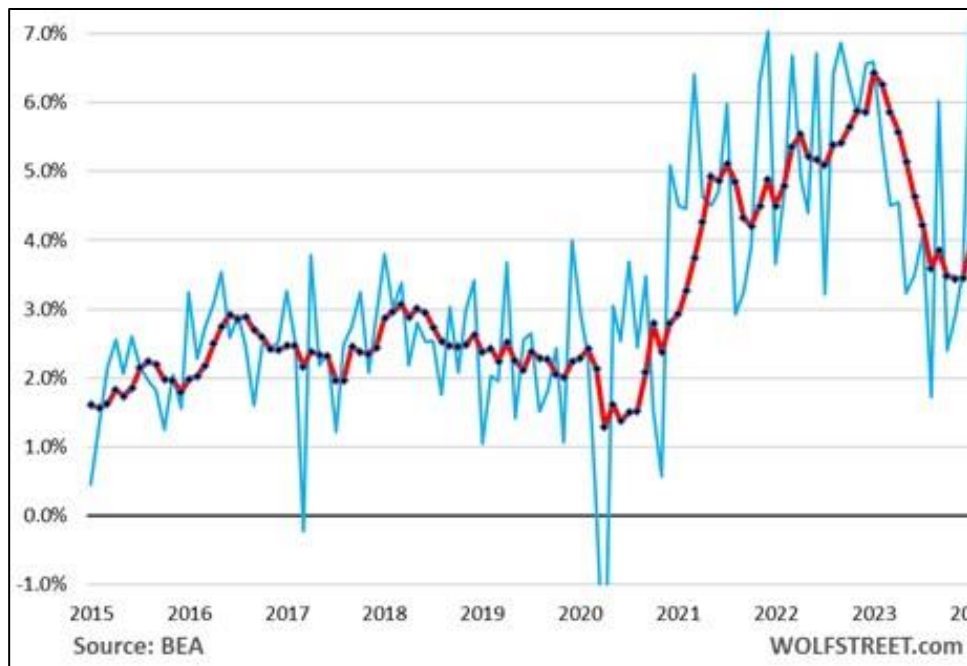
---

- Inflation still a headache for global markets and central bankers
- Last week's US PCE data points to pockets of a re-acceleration of inflation in the service sector
- Since Q4'23 the global trend has been of a stickiness to inflation
- Recent research reports question whether long-term US bond yields are structurally headed higher

You might also like our [It Can't Just Be About Tech](#) and [A US Rate Rise? Possibly, But Not Probably](#) Click [here](#) to read them for free.

**A lot has been said and done but US inflation remains sticky and is simply not slipping back into the Fed's comfort zone. PCE data released last week** by the Bureau of Economic Analysis **showed that the** "core services" PCE price index spiked to 7.2% annualized in January from December, the worst month-on-month jump in 22 years (blue line; see chart below).

**Chart 1: Core Services PCE Price Index Monthly, 6-Month Moving Average**



### **Price increases across service sector**

A detailed analysis of the inflation report reveals that the current inflation trajectory is not simply because of a few rogue sectors. We get the sense that managements of several service sector companies see price rises as a regular event to protect (or indeed enhance) margins. The high inflation in Recreation and Other, for instance, is a reflection of 'sub-sub sectors' showing a behaviour that would worry me as a central banker. Price increases have become de-rigueur. Companies will only likely back off from increasing prices if demand weakens – but the dialogue in the market is that the Fed should reduce interest rates if there is any sign of economic growth.

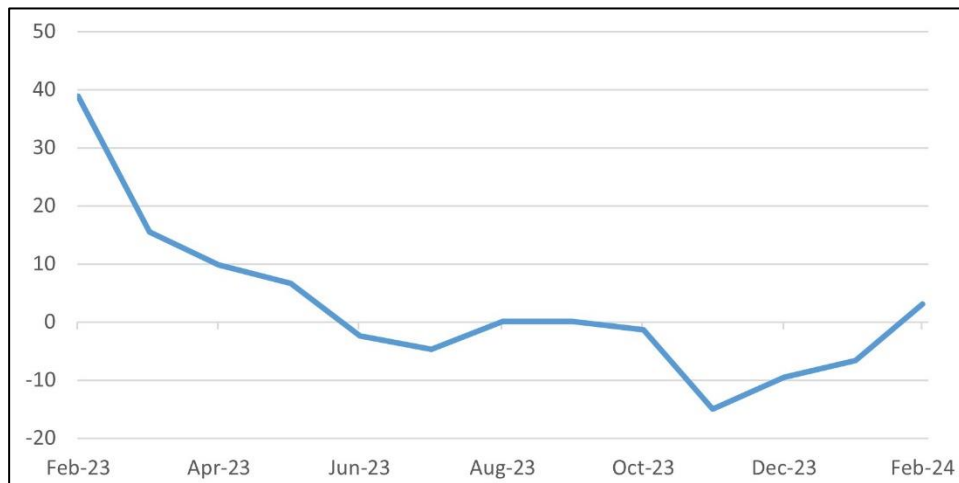
**Table 1: Subcomponents of Service Sector Inflation Show Some Worrying Trends**

Sub sector	Monthly annualised	Comment
Housing	6.4%	Inflation is starting to re-accelerate
Financial services	17.0%	Third consecutive month of accelerating prices
Healthcare	3.5%	Relatively stable
Transportation	0.4%	Trending at 3.2%, in line with the past ten years
Recreation	4.6%	Remains at post-COVID elevated levels compared to 2% in the past
Other	9.4%	A sharp re-acceleration after recent benign data
Core PCE	5.1%	Sharp re-acceleration to levels of the past two years

Source: BEA, WOLFSTREET.com and The Global CIO Office

The markets benefitted last year from a trend of a peaking of inflation risk. By the second half of the year, inflation began to moderate across major economies, generally coming in below market expectations (Chart 2). However, since the start of the new year, economists have generally underestimated the stickiness of inflation.

**Chart 2: G4 Inflation Surprise Index Trending Higher**

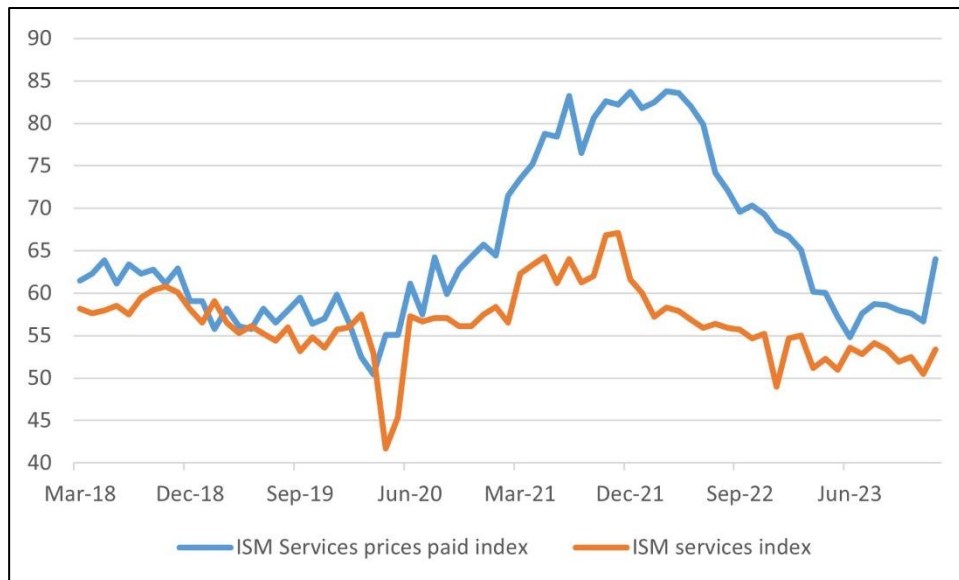


Source: Bloomberg

Some economists argue that a slowdown in GDP growth will bring about a softness in prices, but that appears not to be the case. Last week, we saw the ISM survey of the US manufacturing sector. While the aggregate confidence level fell below 50, implying a contraction of output, the prices paid index rose. The index of prices paid remained above 50 at 52.5, implying that prices are rising more than usual.

This week sees the release of the more critical ISM service sector survey. Consistent with the PCE deflator, the service sector prices paid index has been around the 64 mark, suggesting more significant pricing pressures. The consensus amongst economists is that service sector price pressures will remain at the same intensity as we saw in January, which, consequently, presents an ongoing headache for the Fed.

**Chart 3: ISM Services Sector Indices Show Prices Paid More Vibrant Than Activity**

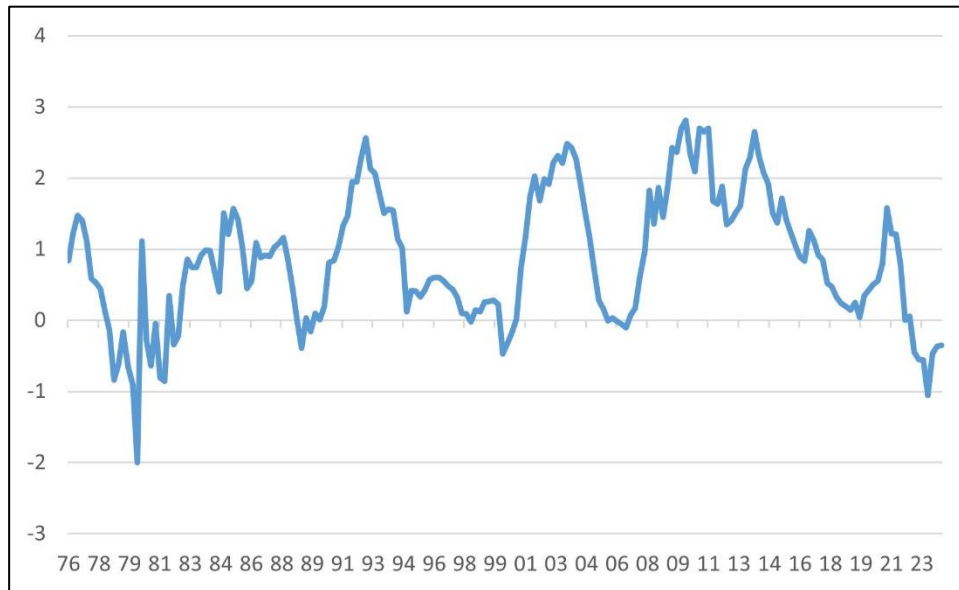


Source: Bloomberg

Despite the worries surrounding inflation, the bond markets performed well on the week. US 10-year bond yields fell 10bps to 4.18%, down from a recent high of 4.32%. US 2-year government bond yields experienced a more significant 19bps drop after comments from one of the Fed governors, Chris Waller, that the Fed might shift its purchases to more short-dated bonds.

The US curve remains significantly inverted despite the recent rise in 10-year yields relative to 2-year yields. The assumption is that 2-year yields will continue with a marked fall in short-term interest rates. However, if inflation does not improve at the pace expected by the market, 10-year yields will surely rise.

**Chart 4: US Yield Curve Remains Inverted Despite Recent Drop in 2-Year Yields**  
*US 10-year yield less the US 2-year yield*



Source: Bloomberg

The long-term perspective for US government bond yields has been the topic of several longer-term studies on the bond market. Analysts are finding more and more reasons why the average level of long-term interest rates could be higher in the longer term than in the past. In a report released last week, 'bond house' PIMCO stated that "we are at a moment when the term premium could start to reverse the 40-year downtrend,". Term premiums reflect several factors related to macroeconomic and market conditions. In the case of the US, many of those factors are seeing reversals of previous favourable tailwinds.

US debt, average inflation, and government deficits are trending markedly higher than we have seen even after the Global Financial Crisis (Table 2). For some analysts, there might be a one positive takeaway: foreign ownership of the US Treasury market has fallen markedly since 2009. However, the drop from 50% to 28% also means that the US will have to either fund from its private markets or rely on the quantitative loosening in the form of Fed buying.

**Table 2: Marked Deterioration in US Economic Fundamentals Argues for Higher Risk Premium**

<b>Indicator</b>	<b>2009</b>	<b>Today</b>
US Federal debt-to-GDP	84%	120%
3-year average inflation	1.8%	5.7%
Foreign ownership of TSY market	50%	28%
US Federal Deficit-to-GDP (5-year MAV)	3.5%	8.5%

Source: Bloomberg

---

## China – Watch for a potential revision to the long-term growth forecast

The markets will be watching China's National People's Congress for clues as to the possibility of further policy shifts to stabilise the economy. The formal sessions are mainly ceremonial, but there will be meetings behind closed doors that could have a bearing on future government policy. The government will announce its long-term growth target on Tuesday. Also, the foreign minister will give a speech that should provide an update on China's position concerning the tensions with Taiwan and the difficulties with the US on trade. Hence, aside from the update to growth targets, the public output from the meetings may be very nuanced and may only provide a further update on the long-term dynamics of the country.

**Gary Dugan**

**Chadi Farah**

**Bill O'Neill (Consultant)**

Disclaimer & Important Notice

FOR THE INTENDED RECIPIENT'S USE ONLY

The Global CIO Office operates under Purple Asset Management. This document has been prepared by Purple Asset Management Limited ("PAM" or the "Company").

The document has been prepared on the basis of accounting and non-accounting grade information extracted from within the Company and its affiliates; and of publicly available economic and market data sources. This information has not been verified by an independent third party and should be treated accordingly. It is furnished to you solely for your information, should not be treated as giving investment advice and is to be kept confidential and may not be copied, reproduced, distributed, published, in whole or in part, or otherwise made available to any other person by any recipient.

The facts and information contained herein are as up to date as is reasonably possible and are subject to revision in the future. Neither PAM nor any of its directors, officers, employees or advisors nor any other person makes any representation or warranty, express or implied, as to the accuracy or completeness of the information contained in this document or undertakes any obligation to provide recipients with any additional information. Neither PAM nor any of its directors, officers, employees and advisors nor any other person shall have any liability whatsoever for losses howsoever arising, directly or indirectly, from any use of this document.

Whilst all reasonable care has been taken to ensure that the facts stated herein are accurate and that the opinions contained herein are fair and reasonable, this document is selective in nature and is intended to provide an introduction to, and overview of, the business of PAM. Any opinions expressed in this document are subject to change without notice and neither PAM nor any other person is under any obligation to update or keep current the information contained herein.

Such information contains "forward-looking statements" which are not historical facts and include expressions about management's confidence and strategies and management's expectations about future revenues, new and existing clients, business opportunities, economic and market conditions. These statements are made on the basis of current knowledge and assumptions. Various factors could cause actual future results, performance or events to differ materially from those described in these statements. These statements may not be regarded as a representation that anticipated events will occur or that expected objectives will be achieved. The forward-looking statements in this document are only valid until the date of this document and ISI does not undertake to update any forward-looking statement to reflect events or circumstances after the date hereof or to reflect the occurrence of unanticipated events. This document is not an offer to sell securities or the solicitation of an offer to buy securities, nor shall there be any offer or sale of securities in any jurisdiction in which such offer or sale would be unlawful prior to registration or qualification under the securities laws of such jurisdiction.